



SOL SL9726TC/EM - 20/40W

Maintained emergency, IP65 LED weatherproof batten with selectable colour

Application

Commercial or industrial utility applications requiring IP65 and IK08 performance

Design Specifications

- Colour temperature selectable by DIP switch, 3000 /4000 /6000K
- Rounded shape vandal proof design, robust polycarbonate body and UV stabilized polycarbonate diffuser
- Stainless steel clips & screws, 20mm cable gland entry
- Integral constant current non-dimmable LED driver
- Compliant to AS/NZS2293 Emergency Lighting & Exit Signs, guaranteed minimum 90 minutes emergency mode function with LiFePO4 battery technology. Emergency classification (20w) D32@C0, D20@C90, (40w) D40@C0, D20@C90
- Accessories included - PVC cable glands and suspension brackets. Installation types - Surface mount (standard) or if Suspended (a suspension kit is required).



Technical Specification

Model No.	Description	Input Voltage (V/AC)	Lumens (lm)	Power (W)	CRI	Body Colour
SL9726/20TC/EM	WEATHERPROOF 20W TC IP65 EM	240	1800	20	80	GREY
SL9726/40TC/EM	WEATHERPROOF 42W TC IP65 EM	240	3600	42	80	GREY

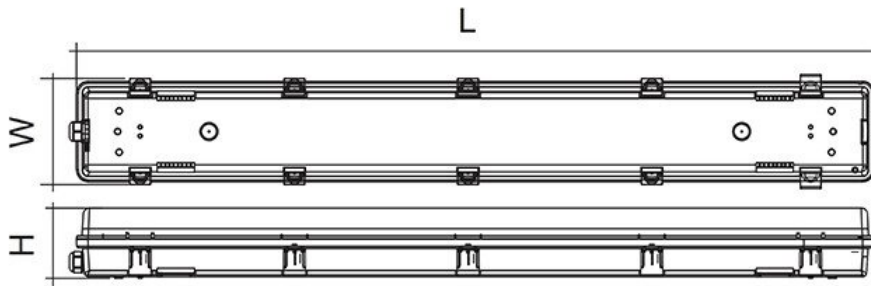
Technical Specification

Model No.	Dim (mm)
SL9726/20TC/EM	642(L) x 118(W) x 77(H)
SL9726/40TC/EM	1251(L) x 118(W) x 77(H)

Due to continued product and technology enhancements, data sourced from sal.net.au shall not form part of any contract and or technical performance guarantee unless expressly confirmed in writing by SAL at the time of order. Products are sold in accordance with SAL Terms and Conditions of sale and all images shown are for illustration purposes only and may vary from the actual colour or finish. Unless specifically stated, all IP ratings nominated for Interior products are from "below the ceiling".

Dimensions

(642 x 118 x 77mm), (1251 x 118 x 77mm)



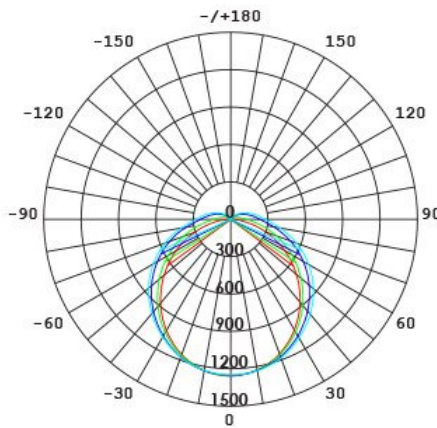
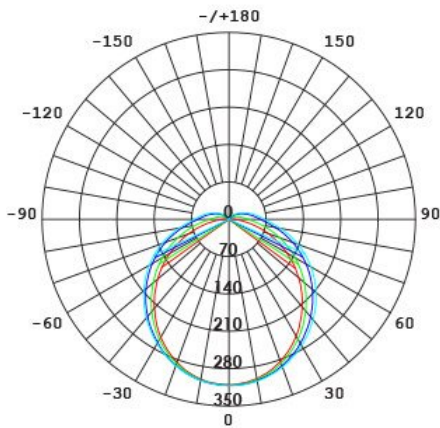
Photometric Data

Photometric Data (at maintained power)

Unit: cd C0/C180 — C30/C210 —
 cd C60/C240 — C90/C270 —

SL9726/20TC/EM at 3000K

SL9726/40TC/EM at 4000K



Product Images

