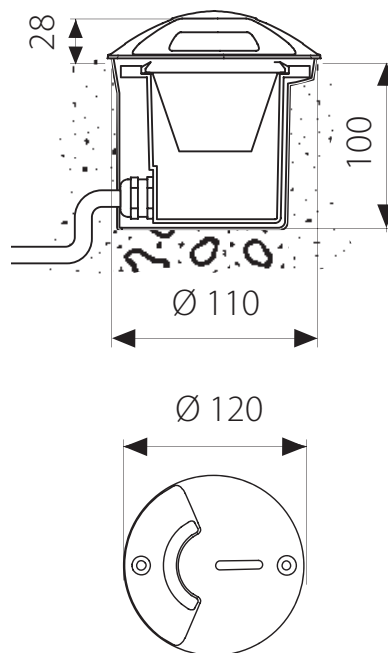

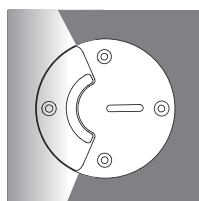


# BL-5015



**BL-5015.09X**  
Lamp: QT9  
Power: 20W  
Base: G4

**BL-5015.14X**  
Lamp: QT14  
Power: 25W  
Base: G9



**BL-5015.60X**  
Lamp: T2  
Power: 6W  
Base: Gx53

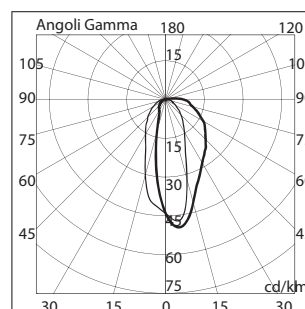
**BL-5015.16X**  
Lamp: 12 LED  
Power: 6W  
LED: 25lm 6000K

**BL-5015.88X**  
Lamp: 1 LED  
Power: 4.1W  
LED: 230lm 6300K

### Available Colours:

X=3 Black    X=9 Anthracite  
X=4 Silver

- Outdoor recessed wall or driveover ground luminaire
- Painted die-cast aluminium body
- Satin tempered glass diffuser
- Aluminium reflector
- Silicon gasket
- Stainless steel screws
- Technopolymer holder
- Painting using high resistance to UV and corrosion polyester powders



5015 16



**Domus Lighting**

29-31 Richland Street Kingsgrove NSW 2208

Phone: (02) 9554 9600 | Fax: (02) 9554 9433 | Email: sales@domuslighting.com