



Kirra DC

Impressive in every way. Massive in size, huge on airflow. Guaranteed to make a statement.

100 INCH
254 CM

61 WATTS
ON HIGH

78 RPMs
ON HIGH

DESIGNED AND ENGINEERED TO IMPRESS

For those looking to make a statement, at 100" (254 cm) the Kirra has been carefully designed and engineered to add that "wow" factor to large indoor and outdoor spaces.

HAND FINISHED PAULOWNIA TIMBER BLADES

The Kirra's blades are carved out of Paulownia timber, which is a light-weight, moisture-resistant and highly renewable plantation timber. Each blade is hand finished to accentuate the unique natural character of the timber grain.

MOVES HUGE VOLUMES OF AIR

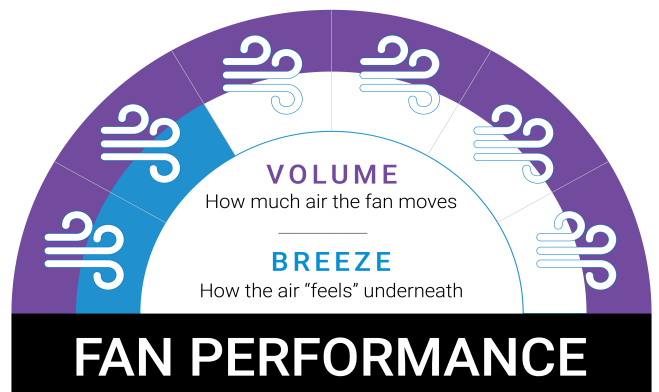
The aerodynamic blades use a varying blade pitch to provide sweeping airflow ideal for large enclosed spaces, for highly efficient cooling.

NEODYMIUM DC MOTOR TECHNOLOGY

To power the huge sweeping blades, the Kirra utilises a powerful Neodymium DC magnet motor that provides high-torque while being extremely energy efficient.

INDOOR & OUTDOOR COOLING

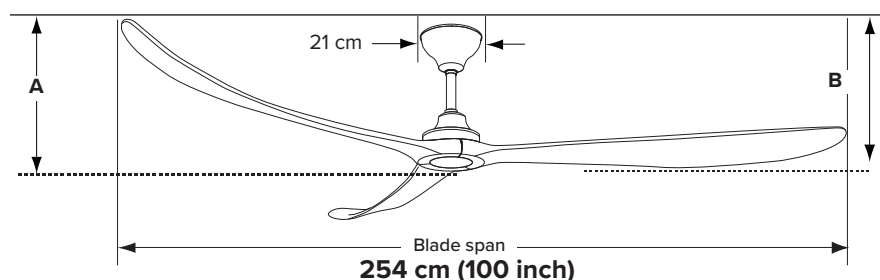
The Paulownia timber blades are moisture-resistant and suitable for outdoor undercover spaces. Large ceiling fans are not always optimal for open spaces in very hot and humid climates.



FAN PERFORMANCE

Fan Speed (H:6/M:3/L:1) (Revolutions Per Minute)	78 / 58 / 37 RPM
Energy usage (H:6/M:3/L:1) (Watts)	61 W / 25 W / 8 W
Airflow volume (H:6/M:3/L:1) (Cubic metres per hour)	45,579 / 32,816 / 18,230 CMH
Efficiency (H:6/M:3/L:1) (CMH / W)	747 / 1,313 / 2,279 CMH / W

The Fan Performance Indicator is a guide to show customer's how much air the fan moves as well as how the airflow "feels" when you stand underneath. This is a guide only. Refer to our website for more information.



THREE YEAR | **ONSITE WARRANTY**

DC motor
CONSUMES UP TO 70% LESS ENERGY

A: 45 cm CEILING TO BOTTOM OF MOTOR
B: 45 cm CEILING TO BOTTOM OF BLADES



KIR100BKWA

Kirra DC 100" (254cm) Black motor with Walnut timber blades



KIR100BKNA

Kirra DC 100" (254cm) Black motor with Natural timber blades



KIR100MWWA

Kirra DC 100" (254cm) Matte White motor with Natural timber blades



KIR100MWWA

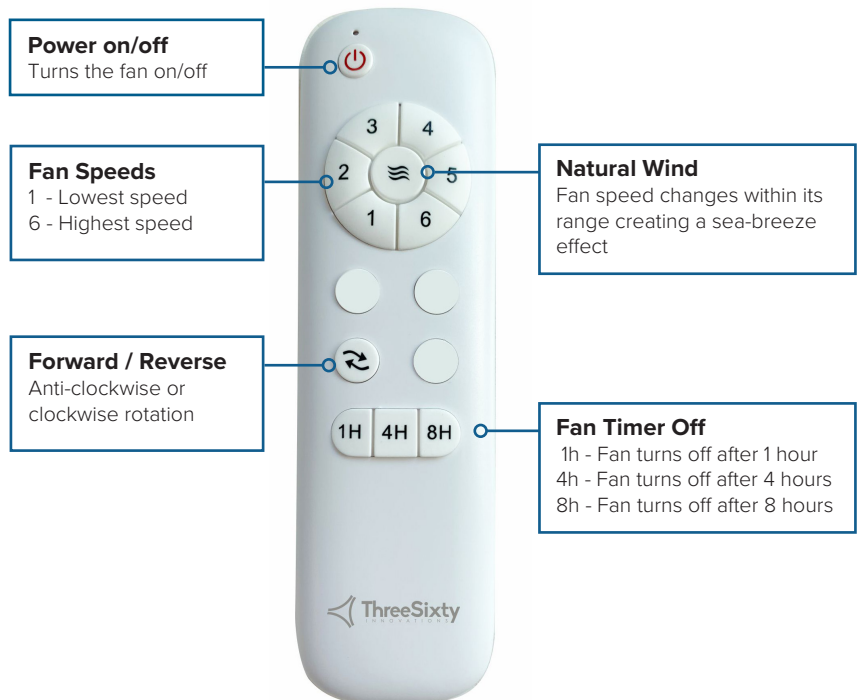
Kirra DC 100" (254cm) Matte White motor with Walnut timber blades

Remote Control

The Kirra DC ceiling fan includes a stylish 6 speed remote control as standard. The receiver control module has been rated for 255V usage for increased durability and reliability to better handle real-world Australian grid voltage fluctuations.

- Enjoy 6 speed settings for your ceiling fan
- Forward and reverse function for year-round comfort
- Convenient fan off timer function built in

Blank buttons: These buttons will be utilised in a future iteration of the ceiling fan.



Downrods

	90 cm (36")	180 cm (72")
Black	DRK-36BK	DRK-72BK
Matte White	DRK-36MW	DRK-72MW



Ver 1.0 (Nov 2020)